



ISDE 2022 - TROPHY 2022


LE PUY EN VELAY

DAY 3

TEAM CLASSIFICATION AFTER DAY 3 : WORLD TROPHY

POS	TEAM	RIDER	DAY 1	DAY 2	DAY 3	DAY 4	DAY 5	DAY 6	TOT	GAP
1	TEAM UNITED KINGDOM		2:15' 06.17	2:17' 58.89	1:45' 48.30				6:18' 53.36	
200	HOLCOMBE Steve		33' 29.32*	34' 12.17*	26' 13.32*					
201	WATSON Nathan		33' 23.73*	33' 55.42*	26' 02.37*					
202	ETCHELLS Jed		34' 13.41*	34' 58.69*	26' 55.94*					
203	MCCANNEY Jamie		33' 59.71*	34' 52.61*	26' 36.67*					
2	TEAM ITALY		2:15' 06.14	2:19' 23.70	1:46' 23.79				6:20' 53.63	2' 00.27
10	VERONA Andrea		33' 14.12*	33' 55.78*	25' 47.75*					
11	OLDRATI Thomas		33' 51.87*	34' 57.27*	26' 19.79*					
12	SALVINI Alex		34' 09.12*	35' 07.39*	26' 51.84*					
13	BERNARDINI Samuele		33' 51.03*	35' 23.26*	27' 24.41*					
3	TEAM SPAIN		2:14' 43.88	2:19' 50.82	1:46' 48.05				6:21' 22.75	2' 29.39
20	SANS Marc		33' 56.44*	35' 16.34*	27' 24.95*					
21	BETRIU Jaume		33' 38.95*	35' 02.85*	26' 33.58*					
22	GARCIA Josep		32' 50.77*	33' 34.11*	25' 52.71*					
23	CORTES Bernat		34' 17.72*	35' 57.52*	26' 56.81*					
4	TEAM FRANCE		2:15' 43.81	2:20' 55.04	1:47' 03.05				6:23' 41.90	4' 48.54
180	DE CLERCQ Till		34' 08.65*	35' 33.20*	26' 50.19*					
181	CHARLIER Christophe		33' 59.33*	35' 23.62*	27' 16.94*					
182	BLANJOUE Hugo		33' 46.85*	35' 03.33*	26' 17.19*					
183	LE QUERE Leo		33' 48.98*	34' 54.89*	26' 38.73*					
5	TEAM UNITED STATES		2:15' 09.98	2:20' 59.14	1:47' 49.86				6:23' 58.98	5' 05.62
30	RUSSELL Kailub		33' 40.98*	35' 10.78*	26' 53.80*					
31	TOTH Joshua		33' 59.25*	35' 31.72*	27' 01.65*					
32	MICHAEL Layne		33' 48.92*	35' 34.52*	26' 58.05*					
33	OLIVEIRA Dante		33' 40.83*	34' 42.12*	26' 56.36*					
6	TEAM SWEDEN		2:16' 30.69	2:22' 56.22	1:48' 02.45				6:27' 29.36	8' 36.00
40	PERSSON Mikael		33' 22.54*	34' 58.02*	26' 20.34*					
41	ELOWSON Albin		33' 48.38*	35' 31.16*	26' 25.11*					
42	GRELSSON Joakim		34' 31.47*	36' 21.96*	27' 37.10*					
43	LJUNGSTROM Oskar		34' 48.30*	36' 05.08*	27' 39.90*					
7	TEAM AUSTRALIA		2:18' 19.19	2:23' 14.98	1:50' 26.67				6:32' 00.84	13' 07.48
210	MILNER Daniel		33' 37.11*	34' 48.60*	26' 54.63*					
211	WATERS Todd		34' 55.51*	36' 12.02*	27' 37.05*					
212	GREEN Josh		35' 17.03*	36' 19.58*	27' 59.99*					
213	WILKSCH Andrew		34' 29.54*	35' 54.78*	27' 55.00*					
8	TEAM FINLAND		2:21' 48.14	2:27' 33.52	1:52' 57.24				6:42' 18.90	23' 25.54
120	JUUPALUOMA Pyry		35' 31.99*	37' 14.24*	28' 35.46*					
121	POHJOLA Eemil		35' 15.93*	36' 20.11*	27' 48.55*					
122	HANNINEN Antti		35' 47.37*	37' 11.31*	28' 26.49*					
123	JUUPALUOMA Peetu		35' 12.85*	36' 47.86*	28' 06.74*					
9	TEAM BELGIUM		2:21' 10.19	2:29' 03.46	1:54' 02.74				6:44' 16.39	25' 23.03
90	WILLEMS Erik		34' 13.10*	35' 50.22*	27' 15.83*					
91	VANHOENACKER Dimitri		36' 38.86*	39' 46.65*	30' 02.84*					
92	LOUIS Tim		35' 23.65*	37' 28.28*	28' 58.10*					
93	DAMIAENS Dietger		34' 54.58*	35' 58.31*	27' 45.97*					



CSP-3.13. GEN/ 1





POS	TEAM	RIDER	DAY 1	DAY 2	DAY 3	DAY 4	DAY 5	DAY 6	TOT	GAP
10	TEAM GERMANY		2:24' 13.19	2:31' 07.12	1:55' 36.49				6:50' 56.80	32' 03.44
100	SPACHMULLER	Yanik	36' 11.08*	38' 10.18*	29' 12.88*					
101	MULLER	Philipp	35' 37.20*	37' 22.66*	28' 15.82*					
102	ROBBACH	Paul	36' 14.52*	37' 48.83*	29' 02.13*					
103	GORNER	Florian	36' 10.39*	37' 45.45*	29' 05.66*					
11	TEAM NEW ZEALAND		2:24' 40.39	2:34' 22.05	1:54' 44.86				6:53' 47.30	34' 53.94
250	MAY	Callan Charles	36' 48.93*	41' 19.96*	29' 52.13*					
251	YEARBURY	Dylan	35' 49.35*	37' 55.47*	27' 53.54*					
252	BUXTON	Tom	35' 25.28*	36' 54.39*	27' 56.01*					
253	REARDON	Seth	36' 36.83*	38' 12.23*	29' 03.18*					
12	TEAM POLAND		2:22' 55.26	2:36' 27.98	1:57' 38.93				6:57' 02.17	38' 08.81
110	KULESZO	Patryk	35' 48.60*	39' 17.33*	29' 28.42*					
111	BABICZ	Dawid	35' 43.36*	38' 21.36*	29' 10.42*					
112	WIECKOWSKI	Maciej	35' 07.06*	39' 51.72*	29' 18.80*					
113	BRACIK	Aleksander	36' 16.24*	38' 57.57*	29' 41.29*					
13	TEAM AUSTRIA		2:26' 28.50	2:34' 51.19	1:59' 13.37				7:00' 33.06	41' 39.70
130	HEINZ	Christoph	37' 29.22*	39' 11.49*	30' 40.56*					
131	FEICHTINGER	Michael	36' 20.66*	39' 06.86*	29' 52.20*					
132	FEICHTINGER	Walter	36' 04.05*	37' 57.39*	28' 50.34*					
133	HIRSCHMUGL	Mario	36' 34.57*	38' 35.45*	29' 50.27*					
14	TEAM CHILE		2:28' 40.32	2:35' 59.82	1:59' 55.93				7:04' 36.07	45' 42.71
190	PAKCIARZ	Nicolas	37' 08.45*	38' 06.24*	29' 44.32*					
191	BORGONO	Joaquin	36' 17.52*	38' 22.13*	29' 15.37*					
192	COLLANTES	Luciano	37' 23.93*	39' 40.31*	30' 27.77*					
193	MIRANDA	Vicente	37' 50.42*	39' 51.14*	30' 28.47*					
15	TEAM MEXICO		2:27' 58.03	2:38' 49.51	2:01' 20.64				7:08' 08.18	49' 14.82
150	ALVAREZ	Jorge	39' 04.88*	42' 49.43*	33' 08.40*					
151	RODRIGUEZ	Arturo	36' 11.10*	38' 49.92*	29' 48.06*					
152	RAMIREZ	Roberto	36' 42.06*	39' 01.09*	29' 43.09*					
153	GOIRAND	Didier	35' 59.99*	38' 09.07*	28' 41.09*					
16	TEAM ESTONIA		2:31' 35.84	2:38' 45.44	2:02' 20.46				7:12' 41.74	53' 48.38
160	RAATS	Veiko	37' 53.98*	39' 12.81*	29' 55.82*					
161	BIENE	Priit	37' 22.32*	39' 11.53*	29' 57.91*					
162	TALVIKU	Hendrik	37' 41.62*	40' 21.81*	31' 12.48*					
163	TRIISA	Juri	38' 37.92*	39' 59.29*	31' 14.25*					
17	TEAM VENEZUELA		2:25' 58.86	2:50' 48.83	1:58' 58.31				7:15' 46.00	56' 52.64
170	FUMERO	Manuel	35' 53.62*	38' 48.36*	28' 54.44*					
171	BADIALI	Carlos	35' 26.01*	37' 27.61*	28' 47.13*					
172	CLARO	Xavier	38' 26.50*	41' 10.33*	31' 58.60*					
173	TRASOLINI	Raimundo	36' 12.73*	53' 22.53*	29' 18.14*					
18	TEAM GREECE		2:32' 01.94	2:41' 49.74	2:04' 19.31				7:18' 10.99	59' 17.63
220	KAKOLIRIS	Panagiotis	37' 27.86*	39' 44.96*	30' 24.53*					
221	KARAMELAS	Kimon	38' 06.14*	39' 55.79*	30' 08.63*					
222	CHASAPIS	Ioannis	38' 52.21*	41' 53.04*	33' 36.01*					
223	VARSAMIS	Dimitrios	37' 35.73*	40' 15.95*	30' 10.14*					
19	TEAM PORTUGAL		2:59' 45.44	2:34' 23.48	1:58' 50.98				7:32' 59.90	1:14' 06.54
50	REIS	Goncalo	35' 44.58*	37' 46.03*	28' 53.27*					
51	CARREIRO	Abel	1:11' 31.83*	39' 24.84*	30' 39.26*					
52	VIEIRA	Diogo	35' 42.02*	37' 41.23*	28' 51.65*					
53	WILSON	Ricardo	36' 47.01*	39' 31.38*	30' 26.80*					

CSP-3.13. GEN/ 2





POS	TEAM	RIDER	DAY 1	DAY 2	DAY 3	DAY 4	DAY 5	DAY 6	TOT	GAP
20	TEAM LATIN AMERICA		2:39' 36.79	2:49' 14.83	2:08' 32.15				7:37' 23.77	1:18' 30.41
260	GIRALDO BEDOYA Carlos	Au	41' 50.23*	44' 48.36*	33' 27.70*					
261	GIRALDO Juan		38' 56.80*	41' 12.63*	31' 41.04*					
262	BUSTAMANTE Juan		38' 51.13*	41' 10.93*	31' 30.16*					
263	BUSTAMANTE Martin		39' 58.63*	42' 02.91*	31' 53.25*					
21	TEAM LITHUANIA		2:45' 33.50	2:48' 22.64	2:13' 26.29				7:47' 22.43	1:28' 29.07
240	JUCIUS Nerimantas		40' 02.29*	38' 46.01*	30' 01.75*					
241	KAZAKEVICIUS Dziugas		41' 14.43*	40' 34.22*	30' 59.81*					
242	ZOSTAUTAS Danielius		43' 01.09*	45' 17.67*	37' 54.74*					
243	MITKEVICIUS Andrius		41' 15.69*	43' 44.74*	34' 29.99*					
22	TEAM CANADA		4:50' 31.64	4:55' 27.61	4:28' 29.33				14:14' 28.58	7:55' 35.22
70	CHAIINE Philippe		37' 40.71*	38' 55.46*	29' 45.42*					
1000	VIRTUAL RIDER		3:00' 00.00*	3:00' 00.00*	3:00' 00.00*					
72	MCKILL Owen		36' 40.97*	38' 34.22*	29' 54.03*					
73	STOCK Jared		36' 09.96*	37' 57.93*	28' 49.88*					

CSP-3.13. GEN/ 3

<p>MAIN PARTNERS</p>  	<p>OFFICIAL SPONSORS</p>      	<p>MEDIA PARTNERS</p>  	<p>INSTITUTIONAL PARTNERS</p>   
---	--	---	---